



ARTISAN  
PANEL DOOR COLLECTION

MADE TO ORDER BY  
**ahmarra**



Photo: Jonathan Little Photography

For over 30 years, Ahmarra have been making doors for customers who appreciate quality.

The Artisan collection is a stunning range of doors that will add a further touch of elegance to any home or business. The collection includes our most successful panel door designs, which can all be individually tailored to complement your project's interior design scheme.

## WHY SHOULD YOU CHOOSE AN ARTISAN PANEL DOOR?

- QUALITY** We use the finest materials, cutting edge technology and traditional craftsmanship to guarantee exceptional standards.
- BESPOKE** You select the style, the material, and the finish from a wide range of options, creating the perfect look with limitless possibilities.
- GREEN** Ahmarra care about the environment, as such, we are FSC® certified and hold ISO 14001 certification for our environmental practices.
- BRITISH** Made in Britain to the highest quality standards, our range includes both traditional and contemporary styles to perfectly complement your surroundings, we are proud to fly the flag for UK manufacturing.





## Artisan

With Artisan, no two designs are the same, a range of finishes can be applied and a variety of design options are available.























# SPECIFYING A DOOR

- 1  Door Types
- 2  Panel Styles
- 3  Moulding Profiles
- 4  Facings & Finishings
- 5  Additional Components
- 6  Specification


Our doors are made to order, ensuring that every project is truly unique. We focus on providing our customers with the highest possible quality of service and it all begins with your vision. Our design process aids in realising this vision.

Our aim is to make the entire process as simple and practical as possible, offering solutions to the challenges presented by Building Regulations including performance requirements and complex design issues.



# DOOR TYPES

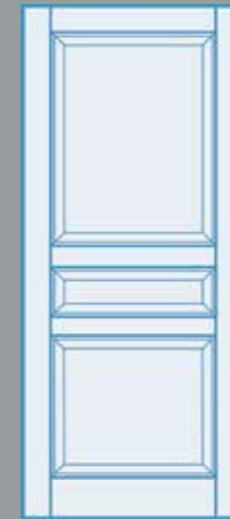
We offer a range of door types to suit all residences from elegant country mansions to contemporary luxury apartments.



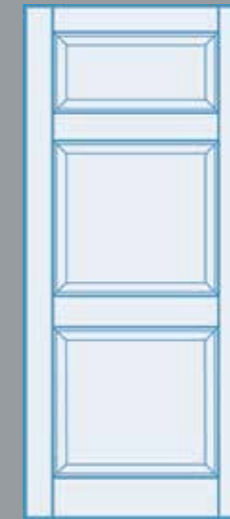
WINDSOR3A  
3 Panel



WINDSOR3B  
3 Panel



WINDSOR3C  
3 Panel



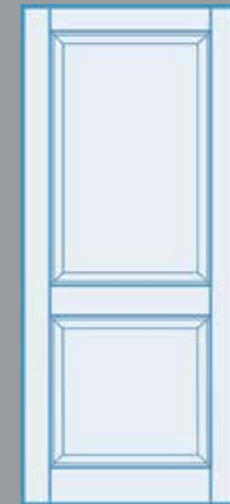
WINDSOR4A  
4 Panel



BLLENHEIM1A  
1 Panel



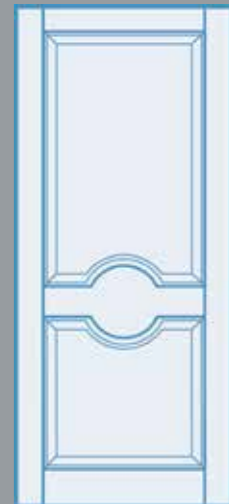
BLLENHEIM2A  
2 Panel




BLLENHEIM2B  
2 Panel



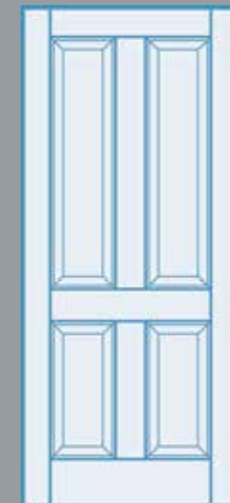
BLLENHEIM2C  
2 Panel




CHATSWORTH2A  
2 Panel




CHATSWORTH4A  
4 Panel



STANSTED5B  
5 Panel



STANSTED6B  
6 Panel



# DOOR TYPES

## WINDSOR3A

3 Panels



HANDLE POSITION

Three panel door. The lower panel remains constant in height while the upper panels scale equally.

### FIRE RATING



### Details

Min. width	526 mm
Max. width	1200 mm
Min. height	1850 mm
Max. height	2700 mm
Available raised & fielded	Yes
Available glazed	Yes



Windsor3AD  
Double



Windsor3AG  
Glazed

## WINDSOR3B

3 Panels



HANDLE POSITION

Three unequally sized panels. The height of the two lower panels remain constant, while the upper panel scales to suit the height of the door.

### FIRE RATING



### Details

Min. width	526 mm
Max. width	1200 mm
Min. height	1850 mm
Max. height	2700 mm
Available raised & fielded	No
Available glazed	Yes




Windsor3BD  
Double



Windsor3BG  
Glazed

## WINDSOR3C

3 Panels



HANDLE POSITION

Three panel door, the lower panel remaining constant in height, while the middle panel remaining twice the height of the upper.

### FIRE RATING



### Details

Min. width	526 mm
Max. width	1200 mm
Min. height	1850 mm
Max. height	2700 mm
Available raised & fielded	Yes
Available glazed	Yes




Windsor3CD  
Double



Windsor3CG  
Glazed

## WINDSOR4A

4 Panels



HANDLE POSITION

Four panels, the top and bottom will remain equal in height, at two thirds the size of the two equal central panels.

### FIRE RATING



### Details

Min. width	526 mm
Max. width	1200 mm
Min. height	1850 mm
Max. height	2700 mm
Available raised & fielded	Yes
Available glazed	Yes



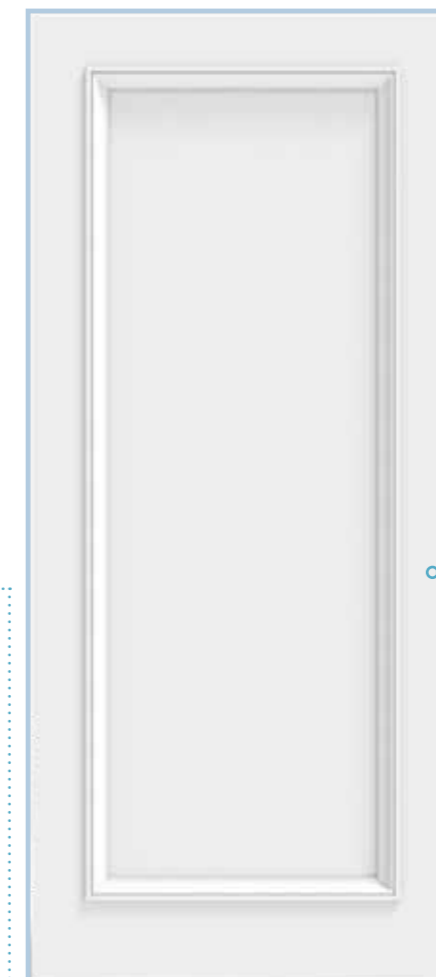
Windsor4AD  
Double



Windsor4AG  
Glazed

## BLENHEIM1A

1 Panel



HANDLE POSITION

A single rectangular panel.

### FIRE RATING



Glazed only

### Details

Min. width	526 mm
Max. width	1200 mm
Min. height	1850 mm
Max. height	2700 mm
Available raised & fielded	Yes
Available glazed	Yes




Blenheim1AD  
Double



Blenheim1AG  
Glazed

## BLENHEIM2A

2 Panels



HANDLE POSITION

Two unequally proportioned, rectangular panels. The height of the lower panel should remain constant.

### FIRE RATING



### Details

Min. width	526 mm
Max. width	1200 mm
Min. height	1850 mm
Max. height	2700 mm
Available raised & fielded	Yes
Available glazed	Yes



Blenheim2AD  
Double



Blenheim2ASG  
Semi-glazed




Blenheim2AG  
Glazed

# DOOR TYPES

## BLLENHEIM2B

2 Panel



HANDLE POSITION

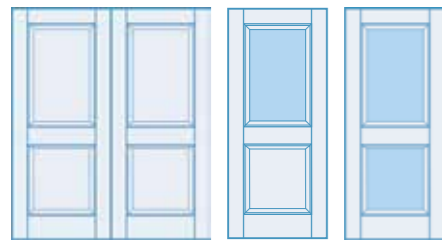
Two unequally proportioned, rectangular panels, with large stiles & rails. The height of the lower panel should remain constant.

### FIRE RATING



### Details


Min. width	526 mm
Max. width	1200 mm
Min. height	1850 mm
Max. height	2700 mm
Available raised & fielded	Yes
Available glazed	Yes



Blenheim2BD Double  
Blenheim2BSG Semi-glazed  
Blenheim2BG Glazed

## BLLENHEIM2C

2 Panel



HANDLE POSITION

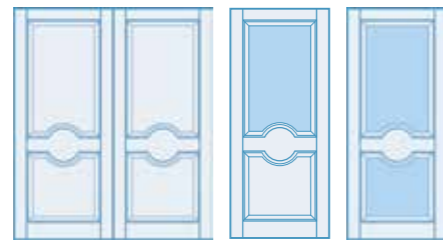
Two unequally proportioned rectangular panels with a central roundal.

### FIRE RATING



### Details

Min. width	700 mm
Max. width	1200 mm
Min. height	1850 mm
Max. height	2700 mm
Available raised & fielded	No
Available glazed	Yes



Blenheim2CD Double  
Blenheim2CSG Semi-glazed  
Blenheim2CG Glazed

## CHATSWORTH2A

2 Panel



HANDLE POSITION

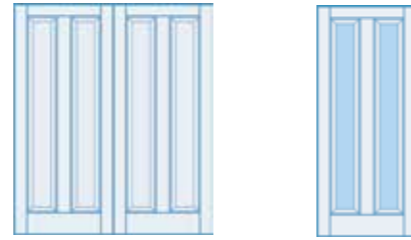
Two equal, vertical panels.

### FIRE RATING



### Details

Min. width	626 mm
Max. width	1200 mm
Min. height	1850 mm
Max. height	2700 mm
Available raised & fielded	Yes
Available glazed	Yes



Chatsworth2AD Double  
Chatsworth2AG Glazed

### Wood Veneer

Real wood veneers offer sustainability, durability, and a natural aesthetic.



Windsor4A with APM7 finished in Dark Walnut in a private residence in Wimbledon.

Photo: Jonathan Little Photography

# DOOR TYPES

## CHATSWORTH4A

4 Panel

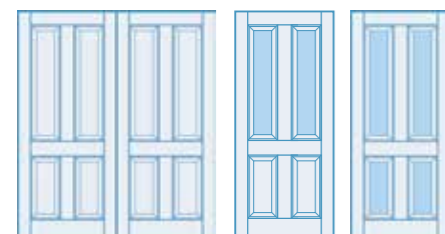


HANDLE POSITION

Four panels, two lower of fixed height and two upper scaling with the height of the door.

FIRE RATING: NFR, FD 30, FD 60  
ACOUSTIC RATING Rw(dB): 30, 35, 40

Details	
Min. width	626 mm
Max. width	1200 mm
Min. height	1850 mm
Max. height	2700 mm
Available raised & fielded	Yes
Available glazed	Yes



Chatsworth4AD Double  
Chatsworth4ASG Semi-glazed  
Chatsworth4AG Glazed

## STANSTED5B

5 Panel

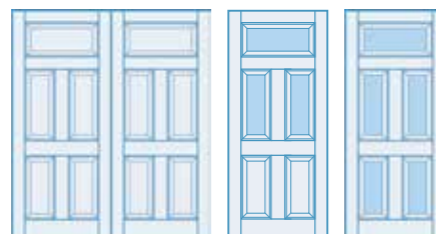


HANDLE POSITION

Five panels, two sets of two vertical and one upper horizontal panel.

FIRE RATING: NFR, FD 30, FD 60  
ACOUSTIC RATING Rw(dB): 30, 35, 40


Details	
Min. width	626 mm
Max. width	1200 mm
Min. height	1950 mm
Max. height	2700 mm
Available raised & fielded	Yes
Available glazed	Yes



Stansted5BD Double  
Stansted5BSG Semi-glazed  
Stansted5BG Glazed

## STANSTED6B

6 Panel



HANDLE POSITION

Three rows of two vertical panels, the upper two rows scaling with the height of the door.

FIRE RATING: NFR, FD 30, FD 60  
ACOUSTIC RATING Rw(dB): 30, 35, 40

Details	
Min. width	626 mm
Max. width	1200 mm
Min. height	1950 mm
Max. height	2700 mm
Available raised & fielded	Yes
Available glazed	Yes



Stansted6BD Double  
Stansted6BSG Semi-glazed  
Stansted6BG Glazed



Windsor 3B with APM1 finished in "Pure White" lacquer paint, in a private residence in Wimbledon.



Blenheim2BD, finished in semi-matt 'Stout' lacquer paint, in a private residence in Virginia Water, Surrey.



**Painted Finish**  
A hard wearing pigmented lacquer finish is applied using modern spray equipment. We have a range of standard colours as well as the option to choose any RAL colour at varying gloss levels.

Chatsworth4A, with APM1, painted on site, in a private residence in Richmond, London.






# PANEL STYLES

## FLAT (FP)

The quintessential panel style, in vogue since antiquity.



## GLAZED (GL)

Glazed panel to allow the transition of light. If desired, doors can be an amalgam of glazed & unglazed panels.



## OBSCURED GLAZING (OGL)

Obscured, glazed panel to allow the transfer of light, while maintaining a degree of privacy. If desired, doors can be an amalgam of glazed & unglazed panels.



## RAISED & FIELDDED 1 (RF01)

A raised cavetto profile with an ovolo lip over a fielded panel.




## RAISED & FIELDDED 2 (RF02)

A raised cavetto profile with a step leading to an ovolo lip over a fielded panel.



## RAISED & FIELDDED 3 (RF03)

A simple, elegant cavetto profile.



# PANEL STYLES

# PANEL STYLES

## FURROW MOULDS

### FURROW MOULD 5 (TR05)

A curvaceous profile with rounded ends.

#### Details

Width 80 mm



### FURROW MOULD 6 (TR06)

A simple raised profile with rectangular ends.

#### Details

Width 80 mm



### FURROW MOULD 4 (TR04)

A simple raised profile with rounded ends.

#### Details

Width 80 mm



### FURROW MOULD 7 (TR07)

A reeded profile with a gentle curve.

#### Details

Width 80 mm



Blenheim1ADG finished in semi-matt 'Stout' lacquer paint, in a private residence in Virginia Water, Surrey.






# MOULDING PROFILES

## PPM1

An ornate composite mould.

### Details

Width 59 mm  
Height 22 mm



## APM4

Large projecting bolection mould.

### Details

Width 59 mm  
Height 28 mm




## PPM30

A graceful mould formed of repeating cavetto & ovolo punctuated by flat section.

### Details

Width 55 mm  
Height 16 mm




## PPM27

A take on the classic ogee style, paired with a flat section.

### Details

Width 35 mm  
Height 17 mm




## PPM16

A classic composite mould.

### Details

Width 47 mm  
Height 17 mm




## PPM5

A rhythmic amalgam of ogee & flat section.

### Details

Width 65 mm  
Height 20 mm



## PPM2

An elegant take on the classic ogee style.

### Details

Width 50 mm  
Height 18 mm



## APM2

A harmonious, rolling profile.

### Details

Width 45 mm  
Height 20 mm




## PPM13

An understated composite of ogee, flat section & cavetto.

### Details

Width 45 mm  
Height 19 mm



## APM1

A traditional curvaceous mould.

### Details

Width 34 mm  
Height 20 mm



## PPM24

A simple ramped cavetto.

### Details

Width 35 mm  
Height 15 mm



## PPM9

A graceful mould consisting of cavetto, flat section and ogee.

### Details

Width 50 mm  
Height 16 mm




# MOULDING PROFILES

## PPM23

Three step mould with rounded, internal corners.

### Details

Width	45 mm
Height	15 mm



## PPM17

A handsome angular mould.

### Details

Width	27 mm
Height	16 mm



## PPM31

Large three step mould with angular steps.

### Details

Width	57 mm
Height	19 mm




## PPM34

Simple cavetto mould.

### Details

Width	25 mm
Height	17 mm



## APM7

Understated, rectangular profile.

### Details

Width	20 mm
Height	17 mm



## APM8

Large, elegant cavetto mould.

### Details

Width	60 mm
Height	20 mm



APM7 used on a Windsor4A, with a Galley painted finish.

# FACINGS & FINISHES



We offer a full range of decorative facings and finishes to complement the style of the door.

# FACINGS & FINISHES

## WOOD VENEER

### WOOD VENEER

Real wood veneers offer sustainability, durability, and a natural aesthetic.

#### Benefits

- Natural aesthetic
- Range of colours and grains
- Available with 'Hygienilac' lacquer
- Crown or quarter cut

### SAMPLE SERVICE

Due to the nature of wood, photography may vary and be inaccurate in depicting the uniqueness of veneer and stained veneer. We are happy to provide our customers with samples of our veneers and stained veneers.

### FULL RANGE

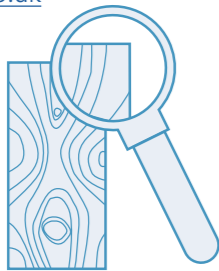
We are constantly developing new stains and can only represent a small sample of our capabilities in this brochure. We can also offer pre-dyed veneer. If you require more information contact our sales team who will be able to talk you through additional options.

### MATCHING SERVICE

We appreciate that you may have a specific veneer or stained veneer in mind for your doors, perhaps on a piece of furniture. If you can supply us with a sample we may be able to match it for you. We have successfully done this on many occasions, ensuring our customers achieve the finish they desire.

[sales@ahmarra.co.uk](mailto:sales@ahmarra.co.uk)

02392 389 076



### WOOD VENEER



**AMERICAN ASH**

Crown cut.



**AMERICAN BLACK WALNUT**

Crown cut.



**AMERICAN WHITE OAK**

Quarter cut.



**AMERICAN CHERRY**

Quarter cut.

### STAINED VENEER



**DARK WALNUT**

Crown cut.



**FUMED OAK**

Crown cut.



**WOODROW OAK**

Crown cut.

These pages only represent a small sample of our facing options. For more details refer to our "Facings and Finishes" brochure.





























