



ARTISAN  
PANEL DOOR COLLECTION

MADE TO ORDER BY  
**ahmarra**



Photo: Jonathan Little Photography

For over 25 years, Ahmarra have been making doors for customers who appreciate quality.

The Artisan collection is a stunning range of doors that will add a further touch of elegance to any home or business. The collection includes our most successful panel door designs, which can all be individually tailored to complement your project's interior design scheme.

# WHY SHOULD YOU CHOOSE AN ARTISAN PANEL DOOR?

- QUALITY** We use the finest materials, cutting edge technology and traditional craftsmanship to guarantee exceptional standards.
- BESPOKE** You select the style, the material, and the finish from a wide range of options, creating the perfect look with limitless possibilities.
- GREEN** We care about our environment, our materials are FSC® certified and built to last for generations.
- BRITISH** Made in Britain to the highest quality standards, our range includes both traditional and contemporary styles to perfectly complement your surroundings, we are proud to fly the flag for UK manufacturing.





## Artisan

With Artisan, no two designs are the same, a range of finishes can be applied and a variety of design options are available.















# SPECIFYING A DOOR

1



Door Types

2



Panel Styles

3



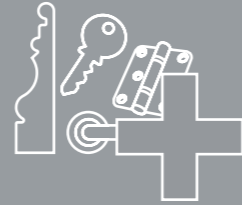
Moulding Profiles

4



Facings & Finishings

5



Additional Components

6



Specification


Our doors are made to order, ensuring that every project is truly unique. We focus on providing our customers with the highest possible quality of service and it all begins with your vision. Our design process aids in realising this vision.

Our aim is to make the entire process as simple and practical as possible, offering solutions to the challenges presented by Building Regulations including performance requirements and complex design issues.



# DOOR TYPES

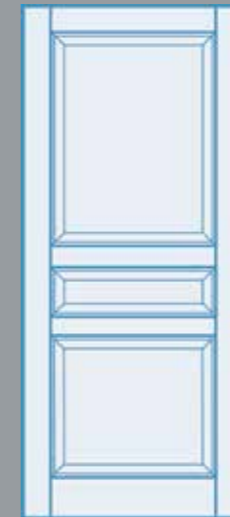
We offer a range of door types to suit all residences from elegant country mansions to contemporary luxury apartments.



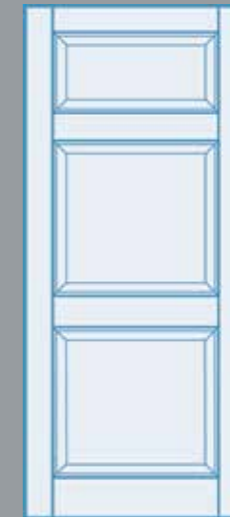
WINDSOR3A  
3 Panel



WINDSOR3B  
3 Panel



WINDSOR3C  
3 Panel



WINDSOR4A  
4 Panel



BLLENHEIM1A  
1 Panel



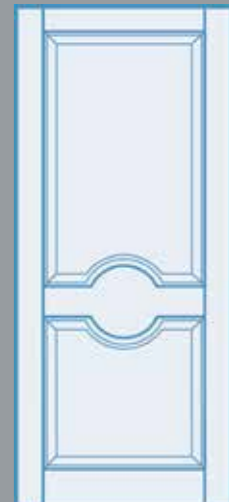
BLLENHEIM2A  
2 Panel




BLLENHEIM2B  
2 Panel



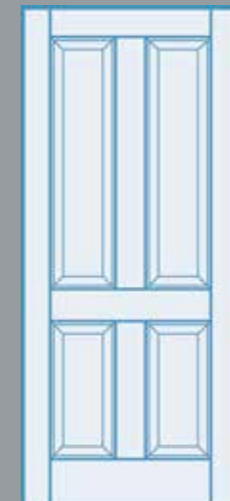
BLLENHEIM2C  
2 Panel




CHATSWORTH2A  
2 Panel



CHATSWORTH4A  
4 Panel



STANSTED5B  
5 Panel



STANSTED6B  
6 Panel



DOOR TYPES

WINDSOR3A

3 Panels



HANDLE POSITION

Three panel door. The lower panel remains constant in height while the upper panels scale equally.

FIRE RATING



Details

Min. width	526 mm
Max. width	1200 mm
Min. height	1850 mm
Max. height	2700 mm
Available raised & fielded	Yes
Available glazed	Yes




Windsor3AD  
Double



Windsor3AG  
Glazed

WINDSOR3B

3 Panels



HANDLE POSITION

Three unequally sized panels. The height of the two lower panels remain constant, while the upper panel scales to suit the height of the door.

FIRE RATING



Details

Min. width	526 mm
Max. width	1200 mm
Min. height	1850 mm
Max. height	2700 mm
Available raised & fielded	No
Available glazed	Yes




Windsor3BD  
Double



Windsor3BG  
Glazed

WINDSOR3C

3 Panels



HANDLE POSITION

Three panel door, the lower panel remaining constant in height, while The middle panel remaining twice the height of the upper.

FIRE RATING



Details

Min. width	526 mm
Max. width	1200 mm
Min. height	1850 mm
Max. height	2700 mm
Available raised & fielded	Yes
Available glazed	Yes




Windsor3CD  
Double



Windsor3CG  
Glazed

WINDSOR4A

4 Panels



HANDLE POSITION

Four panels, the top and bottom will remain equal in height, at two thirds the size of the two equal central panels.

FIRE RATING




Details

Min. width	526 mm
Max. width	1200 mm
Min. height	1850 mm
Max. height	2700 mm
Available raised & fielded	Yes
Available glazed	Yes



Windsor4AD  
Double



Windsor4AG  
Glazed

BLENHEIM1A

1 Panel



HANDLE POSITION

A single rectangular panel.

FIRE RATING



Glazed only

Details

Min. width	526 mm
Max. width	1200 mm
Min. height	1850 mm
Max. height	2700 mm
Available raised & fielded	Yes
Available glazed	Yes



Blenheim1AD  
Double



Blenheim1AG  
Glazed

BLENHEIM2A

2 Panels



HANDLE POSITION

Two unequally proportioned, rectangular panels. The height of the lower panel should remain constant.

FIRE RATING

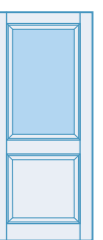


Details

Min. width	526 mm
Max. width	1200 mm
Min. height	1850 mm
Max. height	2700 mm
Available raised & fielded	Yes
Available glazed	Yes



Blenheim2AD  
Double



Blenheim2ASG  
Semi-glazed




Blenheim2AG  
Glazed

DOOR TYPES

BLenheim2B

2 Panel



HANDLE POSITION

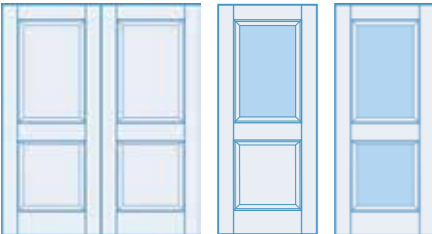
Two unequally proportioned, rectangular panels, with large stiles & rails. The height of the lower panel should remain constant.

FIRE RATING



Details


Min. width	526 mm
Max. width	1200 mm
Min. height	1850 mm
Max. height	2700 mm
Available raised & fielded	Yes
Available glazed	Yes



Blenheim2BD Double  
Blenheim2BSG Semi-glazed  
Blenheim2BG Glazed

BLenheim2C

2 Panel



HANDLE POSITION

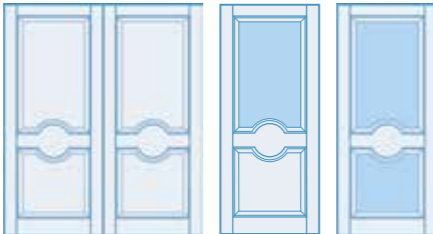
Two unequally proportioned rectangular panels with a central roundal.

FIRE RATING



Details

Min. width	700 mm
Max. width	1200 mm
Min. height	1850 mm
Max. height	2700 mm
Available raised & fielded	No
Available glazed	Yes



Blenheim2CD Double  
Blenheim2CSG Semi-glazed  
Blenheim2CG Glazed

CHATSWORTH2A

2 Panel



HANDLE POSITION

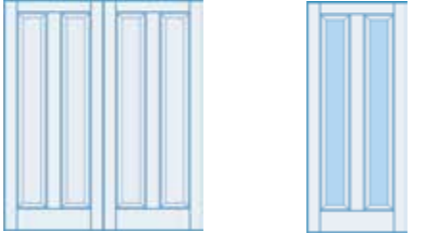
Two equal, vertical panels.

FIRE RATING



Details

Min. width	626 mm
Max. width	1200 mm
Min. height	1850 mm
Max. height	2700 mm
Available raised & fielded	Yes
Available glazed	Yes



Chatsworth2AD Double  
Chatsworth2AG Glazed

Wood Veneer

Real wood veneers offer sustainability, durability, and a natural aesthetic.



Windsor4A with APM7 finished in Dark Walnut in a private residence in Wimbledon.

DOOR TYPES

CHATSWORTH4A

4 Panel

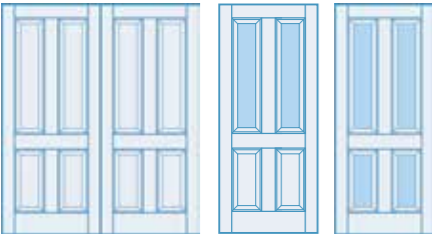


HANDLE POSITION

Four panels, two lower of fixed height and two upper scaling with the height of the door.

FIRE RATING	ACOUSTIC RATING Rw(dB)
NFR FD 30 FD 60	30 35 40

Details	
Min. width	626 mm
Max. width	1200 mm
Min. height	1850 mm
Max. height	2700 mm
Available raised & fielded	Yes
Available glazed	Yes



Chatsworth4AD Double Chatsworth4ASG Semi-glazed Chatsworth4AG Glazed

STANSTED5B

5 Panel

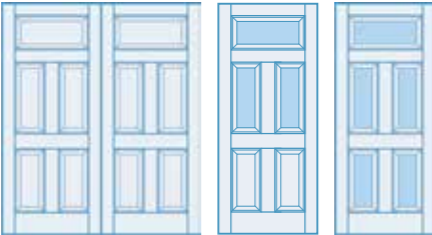


HANDLE POSITION

Five panels, two sets of two vertical and one upper horizontal panel.

FIRE RATING	ACOUSTIC RATING Rw(dB)
NFR FD 30 FD 60	30 35 40

Details	
Min. width	626 mm
Max. width	1200 mm
Min. height	1950 mm
Max. height	2700 mm
Available raised & fielded	Yes
Available glazed	Yes



Stansted5BD Double Stansted5BSG Semi-glazed Stansted5BG Glazed

STANSTED6B

6 Panel

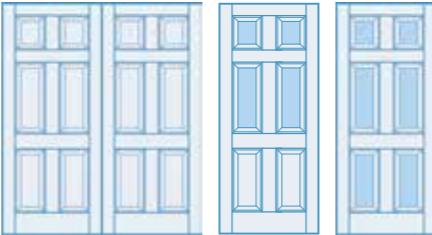


HANDLE POSITION

Three rows of two vertical panels, the upper two rows scaling with the height of the door.

FIRE RATING	ACOUSTIC RATING Rw(dB)
NFR FD 30 FD 60	30 35 40

Details	
Min. width	626 mm
Max. width	1200 mm
Min. height	1950 mm
Max. height	2700 mm
Available raised & fielded	Yes
Available glazed	Yes



Stansted6BD Double Stansted6BSG Semi-glazed Stansted6BG Glazed

There may be size restrictions on fire rated doors, please contact Ahmarra for more information.



Windsor 3B with APM1 finished in "Pure White" lacquer paint, in a private residence in Wimbledon.



Blenheim2BD, finished in semi-matt 'Stout' lacquer paint, in a private residence in Virginia Water, Surrey.



### Painted Finish

A hard wearing pigmented lacquer finish is applied using modern spray equipment. We have a range of standard colours as well as the option to choose any RAL colour at varying gloss levels.

Chatsworth4A, with APM1, painted on site, in a private residence in Richmond, London.



# PANEL STYLES

## FLAT (FP)

The quintessential panel style, in vogue since antiquity.



## GLAZED (GL)

Glazed panel to allow the transition of light. If desired, doors can be an amalgam of glazed & unglazed panels.



## OBSCURED GLAZING (OGL)

Obscured, glazed panel to allow the transfer of light, while maintaining a degree of privacy. If desired, doors can be an amalgam of glazed & unglazed panels.



## RAISED & FIELDED 1 (RF01)

A raised cavetto profile with an ovolo lip over a fielded panel.



## RAISED & FIELDED 2 (RF02)

A raised cavetto profile with a step leading to an ovolo lip over a fielded panel.



## RAISED & FIELDED 3 (RF03)

A simple, elegant cavetto profile.



# PANEL STYLES

# PANEL STYLES

## FURROW MOULDS

### FURROW MOULD 5 (TR05)

A curvaceous profile with rounded ends.

#### Details

Width 80 mm



### FURROW MOULD 4 (TR04)

A simple raised profile with rounded ends.

#### Details

Width 80 mm



### FURROW MOULD 6 (TR06)

A simple raised profile with rectangular ends.

#### Details

Width 80 mm



### FURROW MOULD 7 (TR07)

A reeded profile with a gentle curve.

#### Details

Width 80 mm



Blenheim1ADG finished in semi-matt 'Stout' lacquer paint, in a private residence in Virginia Water, Surrey.





# MOULDING PROFILES

## PPM1

An ornate composite mould.

### Details

Width	59 mm
Height	22 mm




## APM4

Large projecting bolection mould.

### Details

Width	59 mm
Height	28 mm



## PPM30

A graceful mould formed of repeating cavetto & ovolo punctuated by flat section.

### Details

Width	55 mm
Height	16 mm



## PPM27

A take on the classic ogee style, paired with a flat section.

### Details

Width	35 mm
Height	17 mm




## PPM16

A classic composite mould.

### Details

Width	47 mm
Height	17 mm



## PPM5

A rhythmic amalgam of ogee & flat section.

### Details

Width	65 mm
Height	20 mm



## PPM2

An elegant take on the classic ogee style.

### Details

Width	50 mm
Height	18 mm




## APM2

A harmonious, rolling profile.

### Details

Width	45 mm
Height	20 mm




## PPM13

An understated composite of ogee, flat section & cavetto.

### Details

Width	45 mm
Height	19 mm



## APM1

A traditional curvaceous mould.

### Details

Width	34 mm
Height	20 mm




## PPM24

A simple ramped cavetto.

### Details

Width	35 mm
Height	15 mm



## PPM9

A graceful mould consisting of cavetto, flat section and ogee.

### Details

Width	50 mm
Height	16 mm




# MOULDING PROFILES

## PPM23

Three step mould with rounded, internal corners.

### Details

Width	45 mm
Height	15 mm




## PPM17

A handsome angular mould.

### Details

Width	27 mm
Height	16 mm




## PPM31

Large three step mould with angular steps.

### Details

Width	57 mm
Height	19 mm




## PPM34

Simple cavetto mould.

### Details

Width	25 mm
Height	17 mm



## APM7

Understated, rectangular profile.

### Details

Width	20 mm
Height	17 mm



## APM8

Large, elegant cavetto mould.

### Details

Width	60 mm
Height	20 mm



APM7 used on a Windsor4A, with a Galley painted finish.

## FACINGS & FINISHES



We offer a full range of decorative facings and finishes to complement the style of the door.

# FACINGS & FINISHES

## WOOD VENEER

### WOOD VENEER

Real wood veneers offer sustainability, durability, and a natural aesthetic.

#### Benefits

- Natural aesthetic
- Range of colours & grains
- FSC® certified
- Available with 'Hygienilac' lacquer
- Crown or quarter cut

### SAMPLE SERVICE

Due to the nature of wood, photography may vary and be inaccurate in depicting the uniqueness of veneer and stained veneer. We are happy to provide our customers with samples of our veneers and stained veneers.

### FULL RANGE

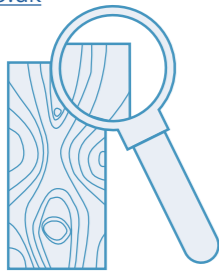
We are constantly developing new stains and can only represent a small sample of our capabilities in this brochure. We can also offer pre-dyed veneer. If you require more information contact our sales team who will be able to talk you through additional options.

### MATCHING SERVICE

We appreciate that you may have a specific veneer or stained veneer in mind for your doors, perhaps on a piece of furniture. If you can supply us with a sample we may be able to match it for you. We have successfully done this on many occasions, ensuring our customers achieve the finish they desire.

[sales@ahmarra.co.uk](mailto:sales@ahmarra.co.uk)

02392 389 076



#### Veneer

Veneer offers sustainability, durability, and dimensional stability. Veneer achieves a superb, uniform finish. Using veneers avoids the problems associated with solid wood, such as knots, warping and splitting.

Photo: Jonathan Little Photography

Blenheim2BD, with APM4 finished in Woodrow Oak, in a private residence in Surrey.

### WOOD VENEER



#### AMERICAN ASH

Crown cut.



#### AMERICAN BLACK WALNUT

Crown cut.



#### AMERICAN WHITE OAK

Quarter cut.



#### AMERICAN CHERRY

Quarter cut.

### STAINED VENEER



#### DARK WALNUT

Crown cut.



#### FUMED OAK

Crown cut.



#### WOODROW OAK

Crown cut.

These pages only represent a small sample of our facing options. For more details refer to our "Facings and Finishes" brochure.



# FACINGS & FINISHES

LACQUER PAINTED



## Colour Matching Service

For projects where doors in a specific colour, perhaps to match other elements of an interior design scheme are required, we offer a colour matching service.

Provide us with a RAL or similar colour reference, and we will match the colour for you.

For more information contact our sales department.

[sales@ahmarra.co.uk](mailto:sales@ahmarra.co.uk)

02392 389 076



**HOURS**  
7044.




**TRUNK**  
7045.



**SLATE**  
5008.




**FATHOM**  
5014.




**OLIVE BLACK**  
6015.




**DUSTY MILLER**  
7042.




**QUAIL**  
9001.




**DRAYTON**  
7000.



**GALLEY**  
040 50 10.



**PURE WHITE**  
9010.



**BROADSTONE**  
7036.

## PAINTED FINISHES

A hard wearing pigmented lacquer finish is applied using modern spray equipment.

### Benefits


- Large range of colours to suit your design scheme
- Hard wearing
- 20% sheen level
- Ability to match to colour samples or RAL colours

### Design Considerations


Where necessary we can provide doors in their raw (unpainted) form to allow the lining & ironmongery to be site fitted, before recalling the doors to our factory to be fully finished to minimise damage & re-work on site.



**KELP**  
7012.




**GREY WHITE**  
9003.




**OCTANT**  
7024.




**SKIFF**  
7030.




**PORTSDOWN**  
7001.




**MOSS GREY**  
7032.



**STOUT**  
8022.



**MIST**  
7035.



**BLUEGRASS**  
eico C21

These pages only represent a small sample of our facing options. For more details refer to our "Facings and Finishes" brochure.

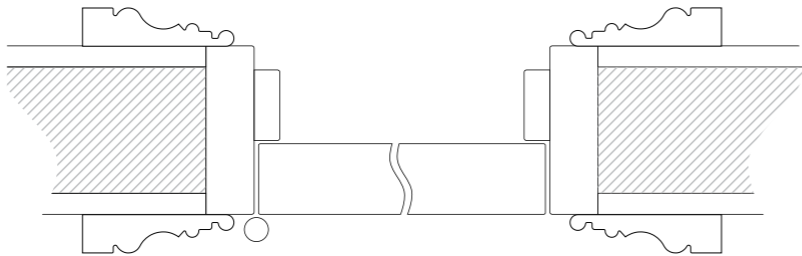


# LININGS

## LINING WITH PLANTED STOPS (LNG)

Our most popular frame type, suitable for most project types.

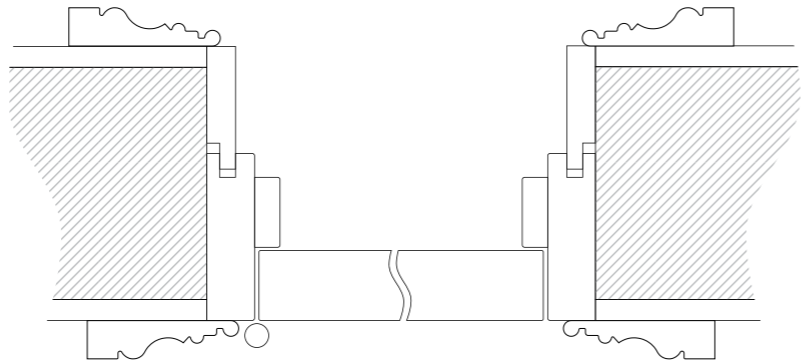
Details	
Min. wall depth	90 mm
Max. wall depth	170 mm
Fire rating	NFR, FD30, FD60



## LINING WITH EXTENSION & PLANTED STOPS (LLE)

Suitable for refurbishment projects Lining extensions allow for deeper opening depths, as well as openings in refurbishment projects where wall depths are likely to vary.

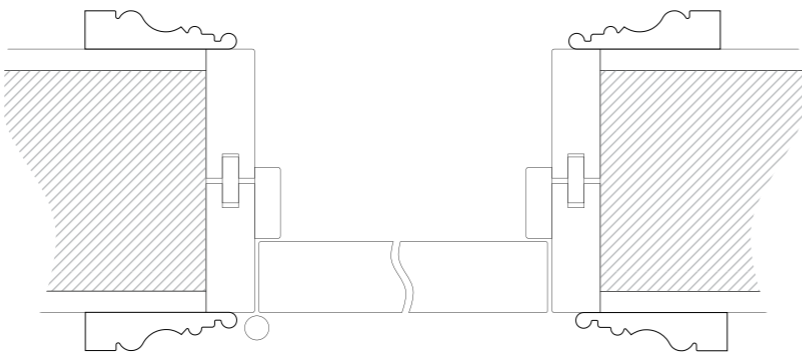
Details	
Min. wall depth	125 mm
Max. wall depth	N/A
Fire rating	NFR, FD30, FD60



## SPLIT LINING (SFR)

Most suitable for accommodating varying wall depths. This frame detail is most suitable for older refurbishment projects where wall depths may not be consistent.

Details	
Min. wall depth	100 mm
Max. wall depth	240 mm
Fire rating	NFR, FD30, FD60



### Veneer

Real wood veneers offer sustainability, durability, and a natural aesthetic.

Blenheim2BD, with APM4 finished in Woodrow Oak, in a private residence in Surrey.

# ARCHITRAVE

STANDARD PROFILES

## ARC07

Stepped mould, each step decreasing gradually in length towards the door, creating the illusion of foreshortening.

Details	
Width	130 mm
Thickness	25 mm



## ARC08

An amalgam of cavetto & ovolo punctuated by a half round.

Details	
Width	120 mm
Thickness	25 mm



## ARC13

A highly decorative composite mould.

Details	
Width	110 mm
Thickness	30 mm



## ARC21

A simple angular profile, drawing the eye to the door without excess design.

Details	
Width	130 mm
Thickness	25 mm



## ARC12

Stepped mould with chamfered steps. Each step decreasing gradually in length towards the door, creating the illusion of foreshortening.

Details	
Width	130 mm
Thickness	25 mm



## ARC11

Architrave with a central bolelection.

Details	
Width	140 mm
Thickness	25 mm



## ARC17

A large, bold profile of ogee and cavetto.

Details	
Width	150 mm
Thickness	30 mm



## ARC20

A large, sweeping ogee profile. Simple, classic and elegant.

Details	
Width	130 mm
Thickness	25 mm



# ARCHITRAVE

STANDARD PROFILES

## ARC25

An inwardly sloping profile.

Details	
Width	120 mm
Thickness	30 mm



## ARC24

A mould formed of repeating cavetto & ovolo punctuated by flat sections.

Details	
Width	130 mm
Thickness	25 mm



## Profile Matching Service

If you already have a specific architrave or skirting board profile we offer profile matching service. This is especially beneficial if you wish to match the finish of your door or frame to the skirting board and/or architrave.

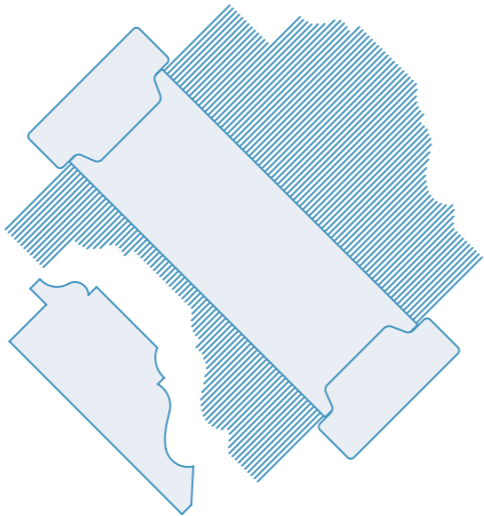
### How it works

Provide us with a physical sample, or drawing and we will match it for you.

For more information contact our sales department.

[sales@ahmarra.co.uk](mailto:sales@ahmarra.co.uk)

02392 389 076



ARC25 framing two Chatsworth4A doors in a white painted finish and APM1 mouldings.

# PLINTH BLOCKS

## PNB01

To suite Architraves:

- ARC07
- ARC11
- ARC12

Rectangular plinth block with radiused edges.

### Details

Width	Architrave width + 10 mm
Height	Skirting height + 10 mm
Thickness	Architrave thickness + 5 mm



## PNB02

To suite Architraves:

- ARC08
- ARC13
- ARC17
- ARC20
- ARC24
- ARC25

Traditional inwardly sloping plinth block.

### Details

Width	Architrave width + 10 mm
Height	Skirting height + 10 mm
Thickness	Architrave thickness + 5 mm



### Plinth Blocks

Dating back to antiquity plinth blocks were originally a load-bearing component. Plinth blocks give a strong visual foundation for your architrave, as well as a clean intersection with your skirting board.



PNB02 paired with ARC13 and customers own skirting profile.

# SKIRTING BOARD

Standard profiles

## SK01

### Details

Profile height	34 mm
Total height	Variable
Thickness	22 mm



## SK03

### Details

Profile height	57 mm
Total height	Variable
Thickness	22 mm



## SK02

### Details

Profile height	44 mm
Total height	Variable
Thickness	22 mm



## SK04

### Details

Profile height	58 mm
Total height	Variable
Thickness	22 mm



## SK06

### Details

Profile height	61 mm
Total height	Variable
Thickness	22 mm



## SK09

### Details

Profile height	62 mm
Total height	Variable
Thickness	22 mm



## SK011

### Details

Profile height	66 mm
Total height	Variable
Thickness	22 mm

## SK07

### Details

Profile height	57 mm
Total height	Variable
Thickness	22 mm



## SK10

### Details

Profile height	66 mm
Total height	Variable
Thickness	22 mm



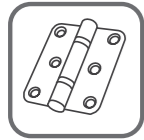
# IRONMONGERY

## SERVICE

The interface between a door and its ironmongery should be considered in the early design stages as it can affect the manufacture of the doors.

We are able to offer a full ironmongery service through one of our ironmongery partners. To complement your choice of door, our specialist ironmongers will advise you on the most suitable options and components.

However, if you have already selected your own ironmongery, we are happy to work with you and your design team to ensure that the ironmongery is factory machined to accommodate your choice.



### HINGES

We offer a range of hinge styles including concealed and “lift-off” options. We recommend hinges be supplied through Ahmarra, to ensure that doors are mortised and hung in their frames in our production facility to avoid on-site issues.




### LOCKCASES

We offer our standard lock casing to accommodate your choice of handle.

We recommend that Ahmarra lockcases are selected for all doors as this enables doors to be mortised in our factory to avoid issues on-site.

Artisan doors have been developed so that door furniture is lined up symmetrically across the whole project.



### FURNITURE

We are able to provide extensive hardware options and our sales team are experienced in guiding clients in selecting the most suitable option. Please contact Ahmarra for details.

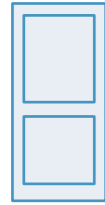




# SPECIFICATION

## SERVICE

With Artisan, no two designs are the same, a range of finishes can be applied and a variety of design options are available. Our experienced team will guide you through the process to ensure that you achieve the exact look that you desire, individually tailoring the doors to complement the interior design scheme.



### 1. DOOR TYPE

We offer a range of door types to suit all residences from elegant country mansions to contemporary luxury apartments, helping you to achieve the perfect look.



### 2. PANEL STYLES

Our panelled doors are classified into flat, glazed or raised and fielded panels.



### 3. MOULDING PROFILES

Mouldings frame the panels visually and structurally holding the panel or glazing in place. We offer a range of profiles both ornate and minimal.



### 4. FACINGS & FINISHES

A full range of decorative facings and finishes to complement the style of the door. Please contact Ahmarra for more information.



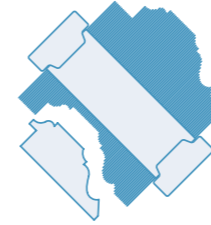
### 5. ADDITIONAL COMPONENTS

We also offer a range of extra components to complement the doors, including skirting boards, architraves and ironmongery.



### 6. SPECIFICATION

In order to manufacture doors we require the dimensions of their receiving structural openings. Ideally these will come from an architect. Where an architect is not available a site survey should be carried out.



### PROFILE MATCHING SERVICE

If you already have a specific architrave or skirting board profile we offer a profile matching service. This is especially beneficial if you wish to match the finish of the door or frame to the skirting board and/ or architrave.

#### How it works:

Provide us with a physical sample, or drawing and we will match it for you.



### COLOUR MATCHING SERVICE

If you require the doors in a specific colour, perhaps to match other elements of an interior design scheme, then we offer a colour matching service.

#### How it works:

Provide us with a RAL or similar colour reference, and we will match the colour for you.



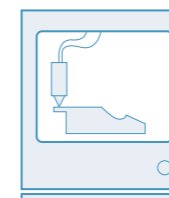
### VENEER/ STAIN MATCHING SERVICE

We appreciate that you may have a specific veneer or stained veneer in mind for the doors, perhaps to match a piece of furniture. If you can supply us with a sample we may be able to match it for you. We have successfully done this on many occasions, ensuring our customers achieve the finish they desire.



### DIGITAL RENDERING SERVICE

If you wish to see what the doors would look like we can generate digital renders of your design.



### 3D PRINTING SERVICE

If you require prototypes of moulding profiles we can provide you with 3D printed samples.

CLIENT FOCUSED APPROACH

We remain focused on providing excellent customer service from inception to completion of a project.  
We do this through our tried and trusted manufacturing and project management team, who implement first rate procedures ensuring projects are delivered on time and to the clients' expectations.  
We build long term relationships with our clients because we take the time to understand their needs and we treat every job as our passport to future business.



ARTISAN  
PANEL DOOR COLLECTION

FREE ADVICE & SAMPLE SERVICE

Our experienced team are happy to offer you expert advice and veneer samples if required, please contact us at:

phone: 02392 389 076  
email: sales@ahmarra.co.uk  
website: www.ahmarra.co.uk

Brochure Version: 4.0  
Date: 07-10-2021

Ahmarra Door Solutions  
Unit 2 Hermitage Park  
Harts Farm Way  
Havant  
Hampshire  
PO9 1FA



02392 389 076  
sales@ahmarra.co.uk  
www.ahmarra.co.uk

Unit 2 Hermitage Park  
Harts Farm Way  
Havant  
Hampshire  
PO9 1FA